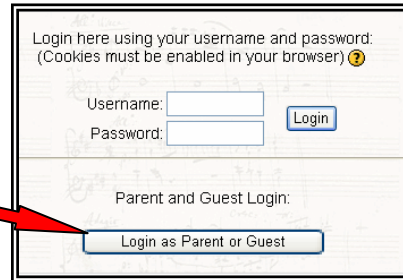


# Moodle Directions for Parents and Guests:

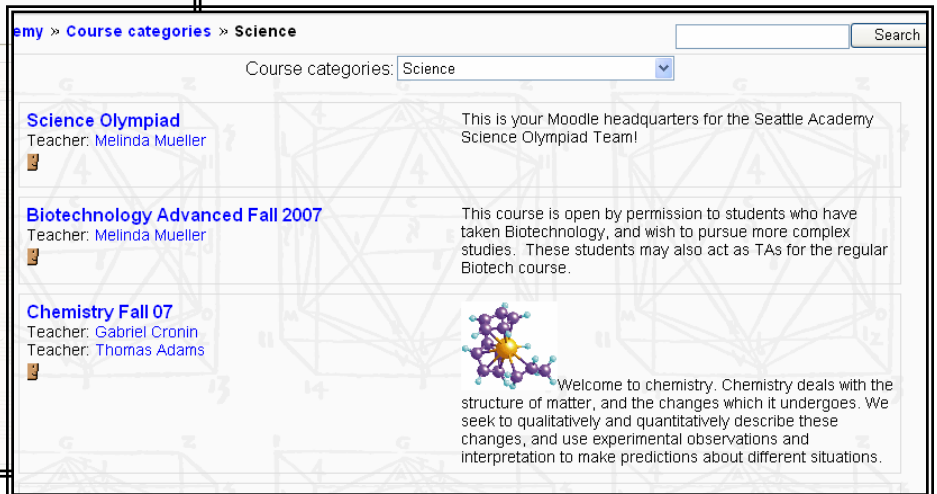
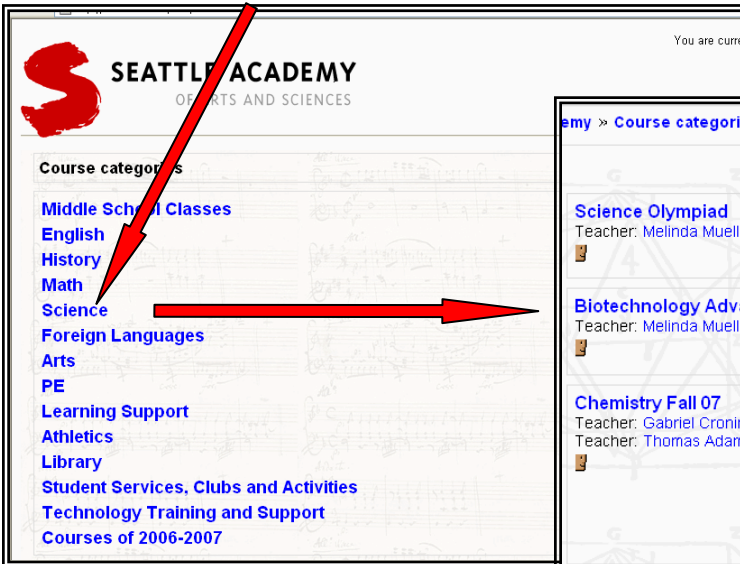
1. Go to <http://seattleacademy.net>

2. Click on "Login as Parent or Guest."



3. Select a department from "Course categories."

4. Select the class you want to view.



5. Open the class and view the available assignments, resources, etc.

**Activities:**  
Click to see  
✓ Assignments  
✓ Resources

**Calendar:**  
Click or hover to see details on upcoming assignments and events.

**Assignments:**  
Click to see the details of individual assignments or resources.

You will NOT be able to see participants, grades, or discussions.

Note: "Parent or Guest Login" allows you to see current classes, assignments, resources, and calendars. Parents and Guests cannot view participant lists, submitted assignments, forums, or grades.